

**2..54mm WTB (MH) Series Connector:**

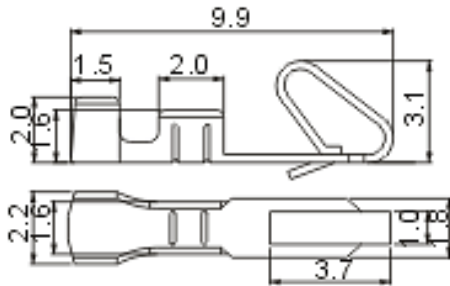


**SPECIFICATIONS**

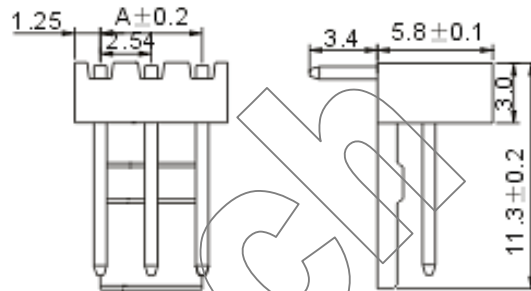
Pitch:	2.54 mm
Useable Wire Range:	AWG 28# ~ 22#
Current Rating:	3A, AC, DC
Voltage Rating:	250V, AC, DC
Operating Temperature:	-25°C ~ +85°C
Relative Humidity:	93%, +40°C
Dielectric Withstanding:	1000V AC/minute
Contact Resistance:	≤ 20 mΩ/Contact
Insulator Resistance:	≥ 1000 MΩ at 100V
Material:	
Base:	Nylon66/ Nylon6T, UL94V-0
Contact Pin:	Brass
Housing:	Nylon66, UL94V-0
Terminal:	Phosphor Bronze

**ROHS Compliance**

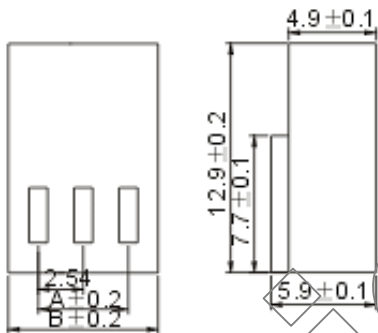
**MH-T**



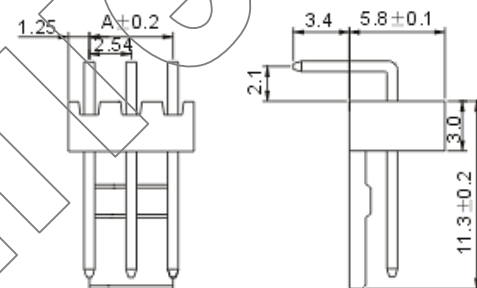
**MH-XAW**



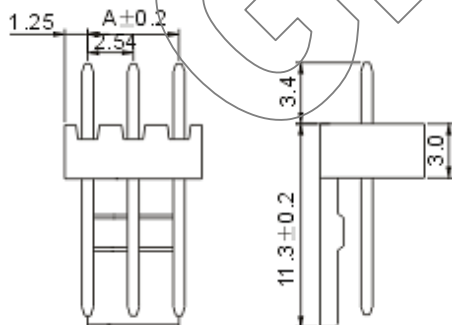
**MH-XY**



**MH-XAWB**



**MH-XA**



Circuit	Part No.				Dimensions (mm)	
					A	B
2	MH-2Y	MH-2A	MH-2AW	MH-2AWB	2.54	5.74
3	MH-3Y	MH-3A	MH-3AW	MH-3AWB	5.08	8.28
4	MH-4Y	MH-4A	MH-4AW	MH-4AWB	7.62	10.82
5	MH-5Y	MH-5A	MH-5AW	MH-5AWB	10.16	13.36
6	MH-6Y	MH-6A	MH-6AW	MH-6AWB	12.70	15.90
7	MH-7Y	MH-7A	MH-7AW	MH-7AWB	15.24	18.44
8	MH-8Y	MH-8A	MH-8AW	MH-8AWB	17.78	20.98
9	MH-9Y	MH-9A	MH-9AW	MH-9AWB	20.32	23.52
10	MH-10Y	MH-10A	MH-10AW	MH-10AWB	22.86	26.06
11	MH-11Y	MH-11A	MH-11AW	MH-11AWB	25.40	28.60
12	MH-12Y	MH-12A	MH-12AW	MH-12AWB	27.94	31.14
13	MH-13Y	MH-13A	MH-13AW	MH-13AWB	30.48	33.68
14	MH-14Y	MH-14A	MH-14AW	MH-14AWB	33.02	36.22
15	MH-15Y	MH-15A	MH-15AW	MH-15AWB	35.56	38.76
16	MH-16Y	MH-16A	MH-16AW	MH-16AWB	38.10	41.30
17	MH-17Y	MH-17A	MH-17AW	MH-17AWB	40.64	43.84
18	MH-18Y	MH-18A	MH-18AW	MH-18AWB	43.18	46.38
19	MH-19Y	MH-19A	MH-19AW	MH-19AWB	45.72	48.92
20	MH-20Y	MH-20A	MH-20AW	MH-20AWB	48.26	51.46

GionTech